



Read the manual. It will help you get the best out of your product.
STOP
 BEFORE RETURNING TO STORE
 Still have questions? Call After Sales Support
0800 422 274

Compressed Furniture

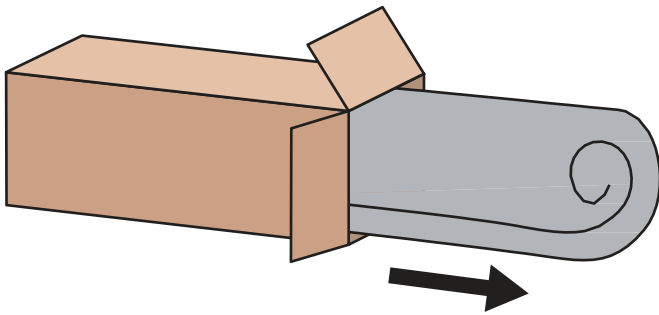


ATTENTION: to safely open your compressed furniture without damaging the item, use scissors to cut the plastic packaging carefully along the sealed edges and avoid using knives or sharp blades near the furniture's surface. As this product is vacuum compressed, allow up to 72 hours for the product to fully regain its original shape.

CARE AND MAINTANCE: Vacuum regularly with a soft upholstery attachment. Take care to clean between folds, seams, and under and behind cushions. Soak up spills immediately but avoid hard rubbing, always blot (don't rub) with warm water and a clean lint-free cloth. Turn, and adjust furniture positions regularly to reduce fade lines and wear. Don't pull loose threads, cut them instead. Do not use abrasive cleaners, scouring pads or bleaching agents.

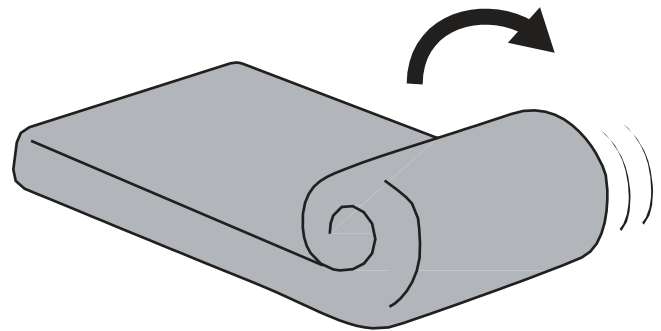
PLEASE READ ALL INSTRUCTIONS AND RETAIN THIS MANUAL FOR FUTURE REFERENCE

STEP 1: Unbox



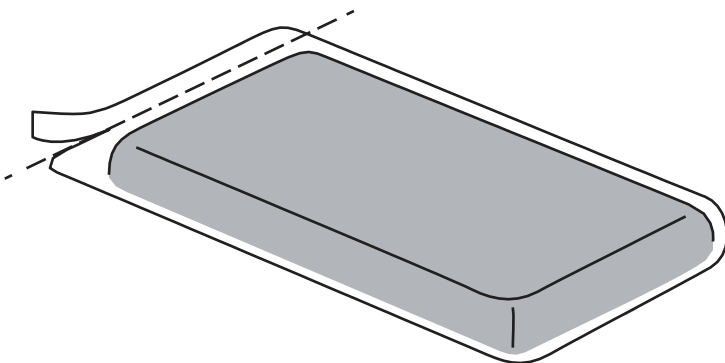
Open the box and take out the product. Unbox on a flat, open surface in a well-ventilated room away from children, pets, and fragile objects.

STEP 2: Unroll



Place the product on the floor and unroll from the red line.

STEP 3: Unwrap



Carefully cut the sealed edge of the compression bag with scissors to avoid damage. Remove the plastic bag and avoid using sharp tools or knives

STEP 4: Expand

72+
hour



After opening the product, it will partially rebound. Allow it to expand naturally in a well-ventilated space. Gently pat or shake the furniture to help the foam expand evenly. Full expansion takes about 72 hours.